

Each lesson is organized around a consistent instructional framework. A full understanding of this framework's features and benefits will help you get the most out of each lesson.

The Focus Strategy/Standard is the instructional emphasis of the lesson.

A Mentor Text is an exemplary model of good literature and is the centerpiece of each lesson.


Each lesson begins with an explicit think-aloud that introduces the strategy with a concrete example.

Teacher scripting in each lesson shows how you might think aloud for your learners.

Explicit teacher modeling along with suggested stopping points for Turn & Talk opportunities show a clear instructional "flow," engaging learners while providing valuable instruction.

Learners turn and talk, sharing their ideas with their thinking partners at least once every five minutes throughout the read-aloud.


*Comprehension*  
**USE PRIOR KNOWLEDGE**



**Goodnight Moon**  
By Margaret Wise Brown

**FOCUS THE LEARNING**

Introduction: Prior knowledge helps us all of the time. When we do something for the first time, it can feel kind of hard because we don't have much prior knowledge. After we do something several times, we have a lot of prior knowledge and it feels easier. I am thinking of riding a bike. I remember trying to learn and it wasn't very easy. But now I have a lot of prior knowledge so it is fun instead of hard.

 *Think together. What are some things you have a lot of prior knowledge about? Soccer, cartoons, best pizza toppings?*

Let's use our prior knowledge to remember some of our favorite nursery rhymes and stories. I am going to start, and when you remember, join in! "Hey, diddle diddle, the cat and the fiddle. The cow jumped over the \_\_\_\_\_." You remembered. Your prior knowledge really helped. Let's try another one.


"Once upon a time, there was a little girl named Goldilocks who went into the house of the three \_\_\_\_\_." You have it. Your prior knowledge is ready for *Goodnight Moon* by Margaret Wise Brown.

**INTERACTIVE READ-ALoud**  
**Model and Guide Practice**


Look at the cover. This is a book about bedtime and saying goodnight to things in your room.

**READ TO THE PAGE WITH THE COW JUMPING OVER THE MOON.** Okay. Get your prior knowledge ready. "Hey, diddle diddle..." Isn't this great. Our prior knowledge is helping us think about the picture on the wall. That isn't just any cow. That is the cow jumping over the moon!

**READ THE NEXT PAGE.**

 *Put your heads together. Use your prior knowledge to remember the story about the Three Bears.*

**READ TO THE PAGE THAT SHOWS THE ENTIRE ROOM.** "Goodnight room" is such a nice way to think about going to sleep, isn't it? If I were going to use my prior knowledge here, I would think about my own bedroom and the things I could say goodnight to... Are you thinking about your room? Do you have a special stuffed animal? Or a favorite chair... maybe a pillow?

 *Think together.*


**CONTINUE TO THE END OF THE STORY TO ENJOY THE LANGUAGE.**

COMPREHENSION • 1


The end of story reflection after each read-aloud calls on children to revisit the standard and think explicitly about its application to reading.

Following the gradual release model, the lesson moves from modeled reading to shared reading. Tips for Share the Reading provide ideas for using the new text with students. A full-size version of the text appears at the end of the lesson.

Tips for Readers Theater Scripts suggest ways of using the script that appears at the end of each lesson. From specific ideas for “performing” to enhance fluency and expressive reading to ideas for extensions, the tips allow you to customize for your learners’ needs.


**SHARE THE LEARNING**  
*Focus on Prior Knowledge*


**Tip for Share the Reading**

 Read the “Goodnight” poem to the children several times while you track under the line of print. As they are ready, encourage them to join in and read or chant with you. You could dramatize by having students stand and point to or hold up the individual items as they are mentioned. You might also have the children use prior knowledge to write a new version of the poem: they could think of favorite storybook characters they remember from read-alouds and write a poem saying goodnight to their favorite characters.

**Goodnight**

Goodnight chairs  
 Goodnight clock  
 Goodnight windows  
 Goodnight books  
 Goodnight pencils  
 Goodnight pens  
 Goodnight crayons  
 Goodnight friends

**Tip for Readers Theater Script**

 For emergent readers, enjoy “Good Morning” as an echo poem: teacher reads and children echo. As they gain confidence, encourage them to read with partners or independently. For developing readers, after enjoying a fluent, expressive reading of the script, have them write their own versions and perform them.

**“Good Morning”**

Good Morning Cow  
 Good Morning Frog  
 Good Morning Spider  
 Good Morning Rooster  
 Good Morning Animal

**EXTEND THE LEARNING**

- ☆ Make a point to pause before reading and say: “This is a book about \_\_\_\_\_.” Let’s activate our prior knowledge and think about what we already know.
- ☆ In small group instruction, encourage children to make connections to prior knowledge as they preview their books.
- ☆ Introduce a topic and ask children to draw and write what they already know on the topic before you begin reading.
- ☆ Pair fiction and nonfiction titles on the same topic and explain to the children that the nonfiction titles will help them build prior knowledge for the fiction selection.

**ASSESS THE LEARNING**

- > Listen in as partners share prior knowledge with one another to see if they are focusing on the topic.
- > Confer with readers during independent reading, and ask them to share prior knowledge on the topic. Assess their ability to share the information orally.

**INFUSION OF FORMAL LANGUAGE**  
*Test-style language*

<p><i>Goodnight Moon</i> is told by:</p> <p>A. The bears              B. The cow              C. The kitten              D. The rabbit in the bed</p>	<p>This story was <i>mostly</i> about:</p> <p>A. Pictures on the wall              B. Kittens with yarn              C. The moon              D. Saying goodnight to things you enjoy</p>
---	---

Extend the Learning suggests ways to hone your learners’ thinking about strategies. Use the suggestions that best serve your and your students’ needs.

Assessment suggestions for each lesson provide ideas for ongoing assessment of strategy use. The assessment tools at the back of the lesson book and on the CD-ROM may be used to evaluate and record results of observations.

Two test-style questions at the conclusion of each lesson familiarize students with the type of literature analysis required on standardized tests.

2 • COMPREHENSION

Every Interactive Read-Aloud lesson is supported by a Shared Reading Overhead Master. Whether used as an overhead transparency or a handout, these texts encourage shared reading and conversation.

Through the Share the Reading activities children stretch their understanding of the standard as they apply it in a different situation. This supports the transfer of the learning.

Shared reading texts provide an opportunity for you and the children to read aloud together, building oral fluency while using strategies with a variety of texts.

Each Share the Reading text is rendered in a type treatment that is easy to read and include in a student's literacy notebook.

## **Goodnight**

Goodnight chairs

Goodnight clock

Goodnight windows

Goodnight books

Goodnight pencils

Goodnight pens

Goodnight crayons

Goodnight friends



The *Interactive Read-Alouds* CD-ROM provides full-size versions of the Shared Reading Masters in an easy-to-access pdf format.

The Readers Theater scripts that are provided with each lesson bring an exciting element to the read-aloud—expressive oral reading and drama! They are flexible enough for emergent and developing readers but include concepts and ideas that are engaging for all readers.

Readers Theater scripts are specifically crafted to support the target strategy and are designed to recap or use the same language structure as the mentor text, introduce a new genre (e.g. nonfiction), or extend the story context.




## “Good Morning!”

Readers Theater adaptation by Linda Hoyt



Good Morning Cow



Good Morning Frog



Good Morning Spider



Good Morning Rooster

Good Morning Animals!

Reader Theater Scripts are terrific vehicles for joyful, expressive oral reading that will build fluency in a way that makes it clear to children that fluency isn't just about fast. It is about interpreting a selection and matching your rate, your intonation, and your phrasing to match the meaning and the kind of text you are sharing.

Because each learner will need a copy of a script so they can practice and perform the selection, each Readers Theater Script is provided in a reproducible format that is easy to photocopy.



The *Interactive Read-Alouds* CD-ROM provides full-size versions of the Readers Theater Scripts in an easy-to-access pdf format.